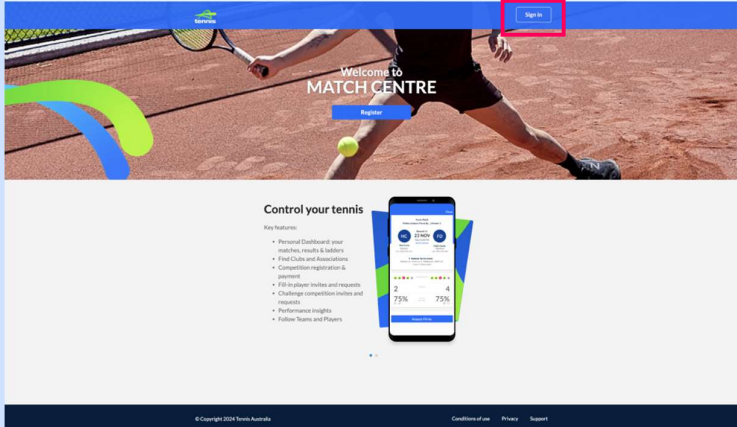
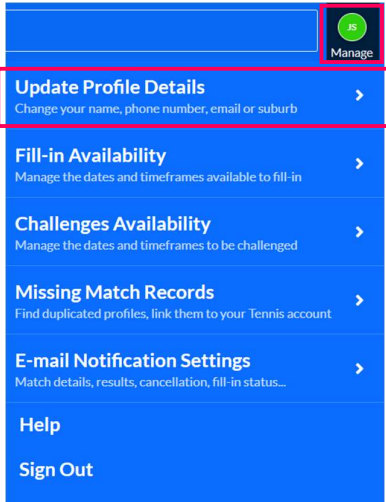
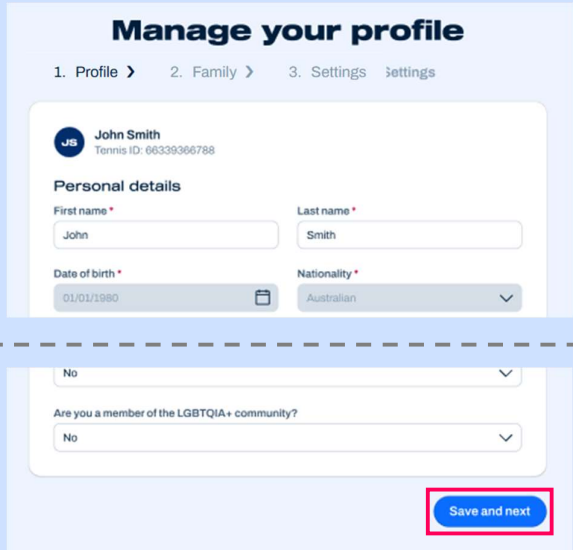
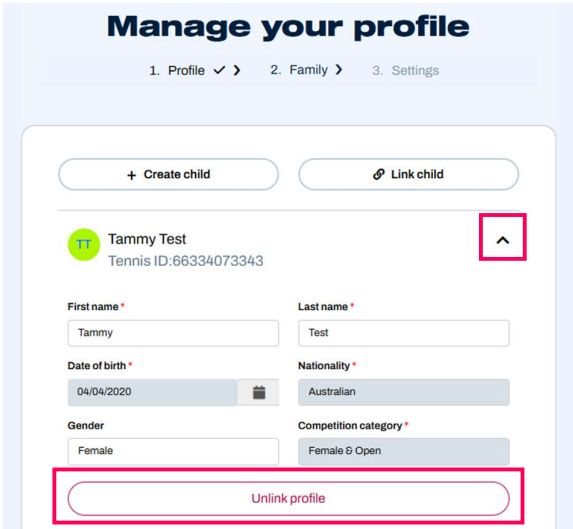
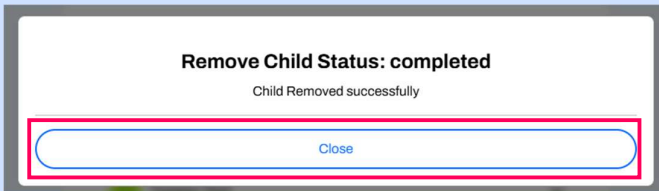
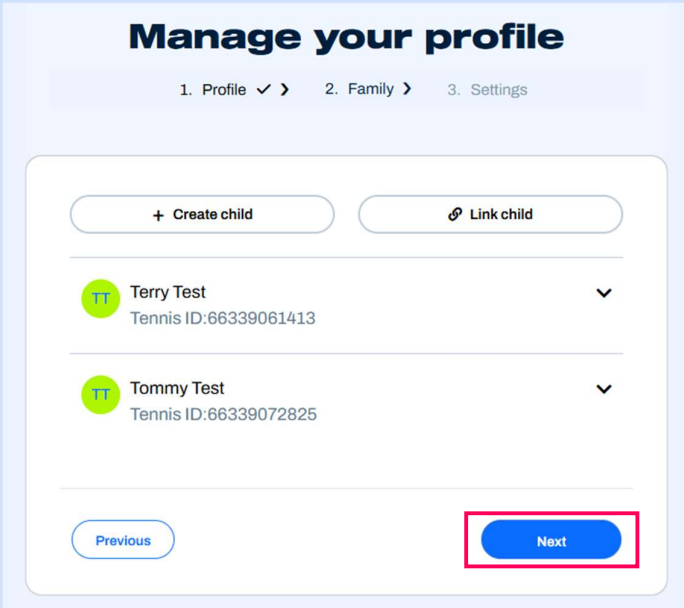


## Unlinking a child account

If you no longer would like to have your child's account linked to your account, you can unlink their profile. Note, the child will still be linked to the primary parent/guardian's account – unlinking does not delete your child's profile.

<p><b>1</b> Sign in to <b>matchcentre.tennis.com.au</b></p>	
<p><b>2</b> From your Tennis Profile, click <b>Manage</b>.</p> <p>Select <b>Update Profile Details</b>.</p>	

<p>3 From the <b>Profile details</b> screen, click <b>Save and next</b></p>	
<p>4 Click on the drop-down button, of the child's account you want to unlink.</p> <p>Click on the <b>Unlink profile</b> button.</p> <p><b>Note:</b> The child's account will still remain active – only the Primary Adult account will be able to deactivate the child's profile.</p>	
<p>5 You will receive a confirmation pop-up that the child's account has been successfully removed from your account.</p> <p>Click <b>Close</b>.</p>	
<p>6 Repeat <b>Steps 4 &amp; 5</b> for any additional children's profiles you want to unlink.</p>	

<p>7 Click <b>Next</b>.</p>	
<p>8 From the <b>Settings</b> screen, click <b>Save and Next</b></p>	