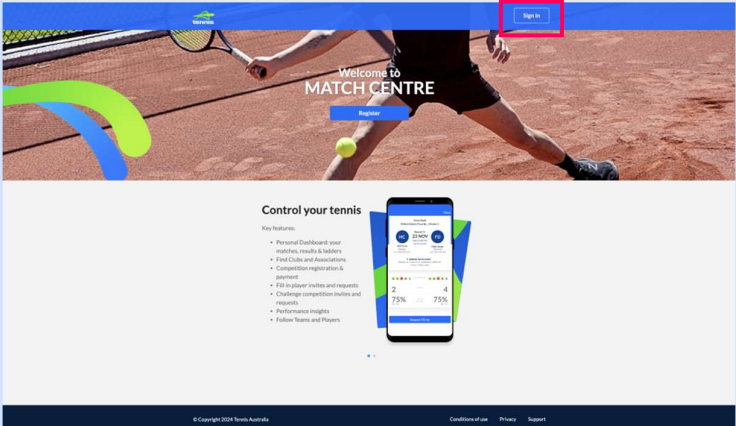
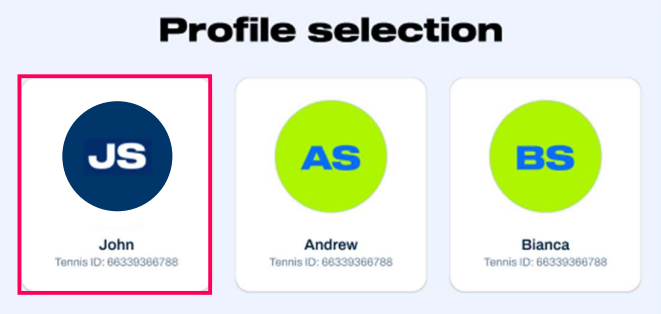

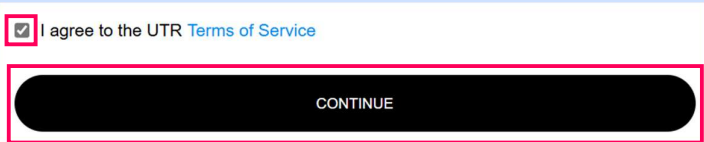
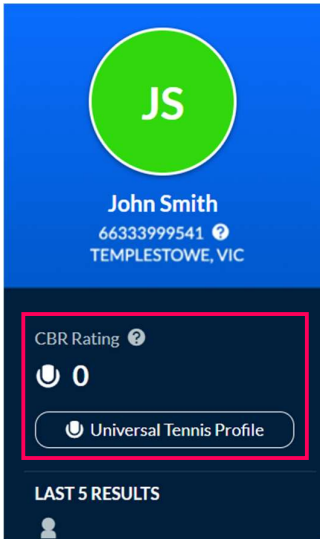


Activating UTR Rating

<p>1 Sign in to matchcentre.tennis.com.au</p>	
<p>2 If you have children attached to your account, select the profile of the person whose UTR Rating you want to activate.</p>	

3	<p>Click on Activate my UTR Rating button.</p>	
4	<p>Confirm personal details on the Activate UTR Profile screen are correct.</p> <p>Note: If any details are incorrect, these will first need to be updated in your Profile within Match Centre.</p>	
5	<p>Click the I agree to the UTR Terms of Service checkbox.</p> <p>Then click Continue.</p>	
6	<p>Once activated, your UTR Rating will appear on the Match Centre Home Page.</p>	

7

Click on the **Universal Tennis Profile** button to log on to UTR and finish setting up your profile.

Note: Your profile on the UTR website is managed independently from Match Centre. Any updates you make to your profile in Match Centre **will not automatically sync** with your UTR profile. If you need your UTR profile to reflect the same changes, you'll need to update it separately on the UTR website.

